



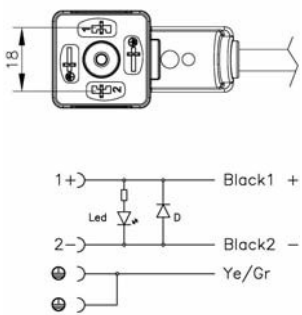
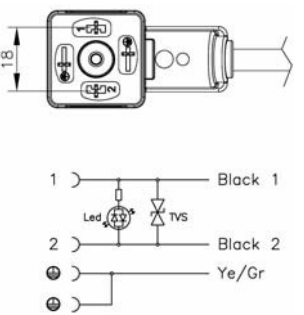
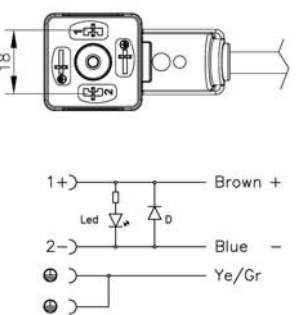
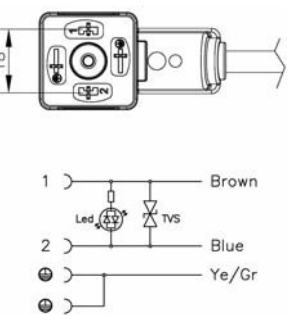
Form A - EN 175301-803 (DIN43650) / ISO 4400

<b>Product description</b>		EN175301-803-A	EN175301-803-A
Standard		A	A
Construction type		A	A
Description	Integrated gasket (TPU) and central fixing screw, (PE) earth in H6 and H12 position (bridged)	P18 connector with moulded cable protective circuit (diode) function indicator (LED)	P18 connector with moulded cable TVS protective circuit (transil) function indicator (LED)
Number of contacts		2 + PE / PE bridged	2 + PE / PE bridged
Cable type		H05VV-F VDE 0281-5 PVC	H05VV-F VDE 0281-5 PVC
Conductors specification		3 G 0,75 mm <sup>2</sup> PVC	3 G 0,75 mm <sup>2</sup> PVC
Cable length		3 m	3 m
Order no.		<b>MA634D54PA05300</b>	<b>MA634T54PA05300</b>
Other standard options	cable length 5m,	order no. <b>MA634D54PA05500</b>	order no. <b>MA634T54PA05500</b>
Cable jacket colour		black	black
Conductor colours		brown - blue - yellow/green	brown - blue - yellow/green
Cable diameter +/-5%		6,7 mm	6,7 mm
Cable temperature range	static application flexible application	-15°C to + 70°C	-15°C to + 70°C
<b>Drawing</b>			
<b>Technical data</b>			
Pin dimension		6,3 x 0,8mm ; 4,8 x 0,8mm	6,3 x 0,8mm ; 4,8 x 0,8mm
Voltage		24 V DC	24 V AC/DC
Rated current max.		4 A	4 A
Suppressor		diode 1A 1000V	TVS Vbr max.=37,8V Peak =400W
LED colour		yellow	yellow
Contact resistance		15mΩ max.	15mΩ max.
Overvoltage category		III	III
Mounting		central screw M3 x 28,5mm	central screw M3 x 28,5mm
Fixing screw torque		0,3 - 0,5 N/m	0,3 - 0,5 N/m
<b>Material</b>			
Contact holder material		PA6 GF	PA6 GF
Overmoulding material		TPU	TPU
<b>Environmental conditions</b>			
Protection class (EN 60529)		IP65 , IP67 , [IP69K DIN40050-9]	IP65 , IP67 , [IP69K DIN40050-9]
Pollution severity (EN 60664-1)		3	3
<b>Inflammability class</b>			
Contact holder		V0	V0
Moulded housing		HB	HB
<b>Packaging</b>			
Minimum quantity		100 pieces	100 pieces
Number of boxes suitable:	2 boxes	<b>MA634D54PA05300</b>	<b>MA634T54PA05300</b>
	4 boxes	<b>MA634D54PA05500</b>	<b>MA634T54PA05500</b>
Approximate weight per box		13...15 Kg	13...15 Kg
Box dimension		39 x 39 x 19,5 cm	39 x 39 x 19,5 cm
<b>Other cable options on request</b>			
type (part number)		(A013) (C033; C053)	(A013) (C033; C053)
Technical specifications on cables and accessories see pages 171-175			

## Valve Connectors MA6 series

MOULDED IN CABLE



EN175301-803-A	EN175301-803-A	EN175301-803-A	EN175301-803-A
A	A	A	A
P18 connector with moulded cable protective circuit (diode) function indicator (LED)	P18 connector with moulded cable TVS protective circuit (transil) function indicator (LED)	P18 connector with moulded cable protective circuit (diode) function indicator (LED)	P18 connector with moulded cable TVS protective circuit (transil) function indicator (LED)
2 + PE / PE bridged	2 + PE / PE bridged	2 + PE / PE bridged	2 + PE / PE bridged
PVC flame (IEC60332-1) and oil resistance	PVC flame (IEC60332-1) and oil resistance	PUR / PVC	PUR / PVC
3 G 0,75 mm <sup>2</sup> PVC	3 G 0,75 mm <sup>2</sup> PVC	3 G 0,75 mm <sup>2</sup> PVC	3 G 0,75 mm <sup>2</sup> PVC
3 m	3 m	3 m	3 m
<b>MA634D54PG05300</b>	<b>MA634T54PG05300</b>	<b>MA634D54PP12300</b>	<b>MA634T54PP12300</b>
order no. <b>MA634D54PG05500</b>	order no. <b>MA634T54PG05500</b>	order no. <b>MA634D54PP12500</b>	order no. <b>MA634T54PP12500</b>
grey RAL 7001	grey RAL 7001	black	black
black1 - black2 - yellow/green	black1 - black2 - yellow/green	brown - blue - yellow/green	brown - blue - yellow/green
6,2 mm	6,2 mm	6,7 mm	6,7 mm
-30°C to + 70°C	-30°C to + 70°C	-40°C to + 80°C	-40°C to + 80°C
+ 5°C to + 70°C	+ 5°C to + 70°C	-25°C to + 80°C	-25°C to + 80°C
			
6,3 x 0,8mm ; 4,8 x 0,8mm	6,3 x 0,8mm ; 4,8 x 0,8mm	6,3 x 0,8mm ; 4,8 x 0,8mm	6,3 x 0,8mm ; 4,8 x 0,8mm
24 V DC	24 V AC/DC	24 V DC	24 V AC/DC
4 A	4 A	4 A	4 A
diode 1A 1000V	TVS Vbr max.=37,8V Peak =400W	diode 1A 1000V	TVS Vbr max.=37,8V Peak =400W
yellow	yellow	yellow	yellow
15mΩ max.	15mΩ max.	15mΩ max.	15mΩ max.
III	III	III	III
central screw M3 x 28,5mm	central screw M3 x 28,5mm	central screw M3 x 28,5mm	central screw M3 x 28,5mm
0,3 - 0,5 N/m	0,3 - 0,5 N/m	0,3 - 0,5 N/m	0,3 - 0,5 N/m
PA6 GF	PA6 GF	PA6 GF	PA6 GF
TPU	TPU	TPU	TPU
IP65 , IP67 , [IP69K DIN40050-9]	IP65 , IP67 , [IP69K DIN40050-9]	IP65 , IP67 , [IP69K DIN40050-9]	IP65 , IP67 , [IP69K DIN40050-9]
3	3	3	3
V0	V0	V0	V0
HB	HB	HB	HB
100 pieces	100 pieces	100 pieces	100 pieces
<b>MA634D54PG05300</b>	<b>MA634T54PG05300</b>	<b>MA634D54PP12300</b>	<b>MA634T54PP12300</b>
<b>MA634D54PG05500</b>	<b>MA634T54PG05500</b>	<b>MA634D54PP12500</b>	<b>MA634T54PP12500</b>
13...15 Kg	13...15 Kg	13...15 Kg	13...15 Kg
39 x 39 x 19,5 cm	39 x 39 x 19,5 cm	39 x 39 x 19,5 cm	39 x 39 x 19,5 cm
		(P113)	(P113)

Form A - EN 175301-803 (DIN43650) / ISO 4400